Partes

K02 Placa de apoyo
K03 Cartucho
K03 Rompe viruta
K03 Cubierta rompeviruta
K03 Brida
K04 Perno refrigerante
K04 Llave perno
K04 Palanca

Partes

K05 Cartucho
K05 Tuerca
K05 Perno
K05 Tornillo
K06 Perno placa
K07 Muelle
K07 Llave
K07 Candado
K07 Washer
K07 Stopper
K07 Boquilla

Partes K

Placa de apoyo

Geometria	Codigo	Dimensiones a	b	c	d	angulo
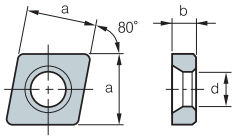	SC32	8.5	3.18		4.9	
	SC32N	8.5	3.18		4.88	
	SC42	12.5	3.18		6.9	
	SC42N	11.6	3.18		6.5	
	SC53	15.7	4.76		7.9	
	SC53N	14.6	4.76		8.11	
	SC63	18.85	4.76		10	
	SC63N	17.8	4.76		9.6	
	SC83	24.4	4.76		12.8	
	SC84N	24.2	6.35		13	
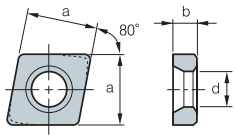	SC42B	12.5	3.18		6.9	
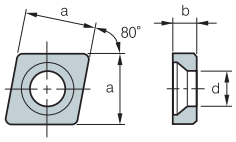	SC42CC	12.5	3.18		3.5	
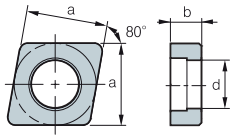	SC32D	9.27	3.18		6.48	
	SC43D	12.45	4.76		7.34	
	SC53D	15.62	4.76		9.65	
	SC63D	18.8	4.76		11.25	
	SC84D	25.08	6.35		14.85	
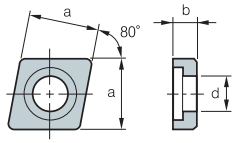	SC42S	11.5	3.18		6.4	
	SC32S	8.3	3.18		5.4	
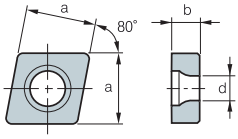	SC63V	18.35	4.76		5.5	
	SC83V	25.3	4.76		6.55	
	SC84V	25.3	6.35		6.35	
	SC32V	9.12	3.18		3.4	
	SC42V	12.6	3.18		4.5	
	SC44V	12.6	6.35		4.5	
	SC54V	15.75	6.35		5.5	
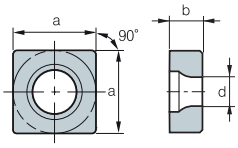	SS32V	9.12	3.18		3.4	
	SS42V	12.6	3.18		4.5	
	SS54V	15.75	6.35		5.5	
	SS64V	18.9	6.35		5.5	
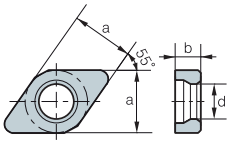	SD317	9.35	2.7		5.2	
	SD32N	8.5	3.18		4.88	
	SD42	12.5	3.18		6.9	
	SD42N	11.6	3.18		6.5	
	SD43N	11.6	4.75		6.5	
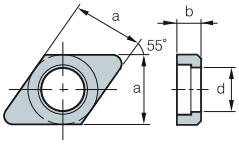	SD32D	9.2	3.18		5.8	
	SD43D	12.45	4.76		7.34	
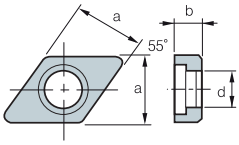	SD32S	8.5	3.18		5.4	
	SD42S	11.5	3.18		6.4	
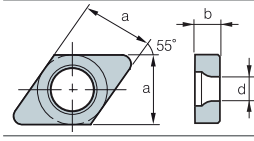	SD32V	9.12	3.18		3.4	
	SD43V	12.6	4.76		4.5	
	SD44V	12.6	6.35		4.5	

Geometria	Codigo	Dimensiones a	b	c	d	angulo
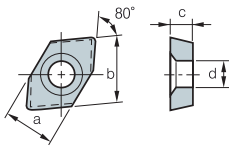	SES33C	9.1	12	4.76	3.5	
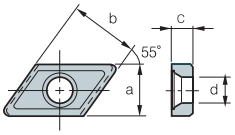	SK33C	9.33	14.7	4.8	3.5	
	SK33CL	9.33	14.7	4.8	3.5	
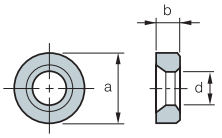	SR10	8.4	3.18		4.7	
	SR12	10	3.18		4.7	
	SR16	13.55	4.76		6.9	
	SR20	17.1	4.85		7.9	
	SR25	22	6.35		9.6	
	SR32	27.8	6.35		13	
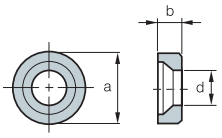	SR42CC	12.575	3.18		3.5	
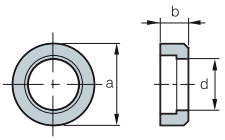	SR10S	8.8	3.18		5.4	
	SR12S	10.55	3.18		5.4	
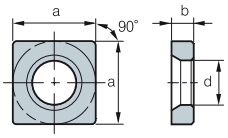	SS32	8.5	3.18		4.9	
	SS32N	8.5	3.18		4.88	
	SS42	12.5	3.18		6.9	
	SS42B	12.5	3.18		6.9	
	SS42N	11.6	3.18		6.5	
	SS53	15.7	4.76		7.9	
	SS53N	14.6	4.76		8.11	
	SS63	18.85	4.76		10	
	SS63N	17.8	4.76		9.6	
	SS84	24.4	6.35		12.8	
	SS84N	24.2	6.35		13	
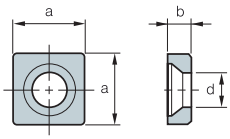	SS42CC	12.5	3.18		3.5	
	SS32CC	9.3	3.18		3.5	
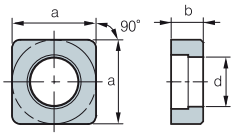	SS32D	9.27	3.18		5.77	
	SS43D	12.45	4.76		7.34	
	SS53D	15.62	4.76		9.65	
	SS63D	18.8	4.76		11.25	
	SS84D	25.15	6.35		14.43	
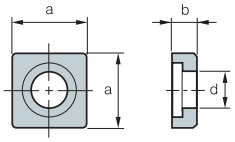	SS32S	8.3	3.18		5.4	
	SS42S	11.5	3.18		6.4	
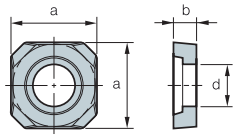	SS42SAF	11.2	3		5.5	
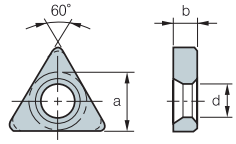	ST317	9.35	2.7		5	
	ST317B	9.35	2.7		5	
	ST317N	8.5	2.7		4.88	
	ST42	12.5	3.18		6.9	
	ST42N	11.6	3.18		6.5	
	ST53	15.7	4.76		7.9	

Placa de apoyo

Geometria	Codigo	Dimensiones a	b	c	d	angulo
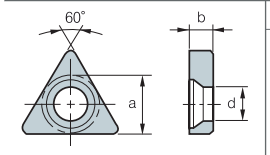	ST32CC	9.35	3.18		3.5	
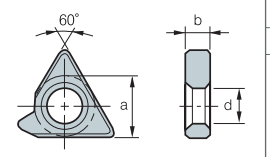	ST32C1	9.13	3.18		4.95	
	ST42C1	12.3	3.18		4.95	
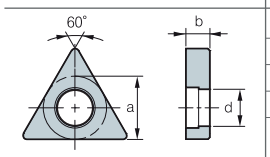	ST32D	9.35	3.18		5.77	
	ST43D	12.52	4.76		7.34	
	ST53D	15.7	4.76		9.65	
	ST63D	18.87	4.76		11.25	
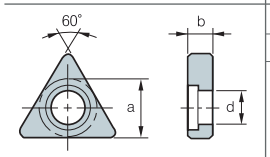	ST32M	8.7	3.18		4.7	
	ST43M	12.5	4.76		6.3	
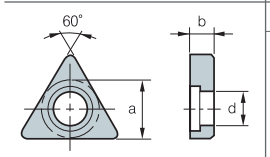	ST32S	8.5	3.18		5.4	
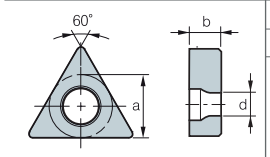	ST32V	9.12	3.18		3.4	
	ST44V	12.6	6.35		4.5	
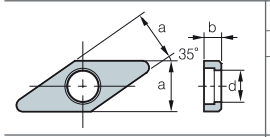	SV32D	9.2	3.18		5.8	
	SV43D	12.29	4.76		7.34	
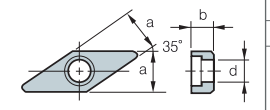	SV32D2	9.2	3.18		5.8	
	SV32S	8.4	3.18		5.4	
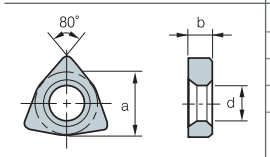	SW317	9.35	2.7		5	
	SW317N	8.5	2.7		4.88	
	SW42	12.5	3.18		6.9	
	SW42N	11.6	3.18		6.5	
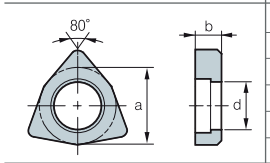	SW32D	9.25	3.18		5.8	
	SW43D	12.45	4.76		7.34	
	SW53D	15.62	4.76		9.65	
	SW63D	18.8	4.76		11.25	
	SW84D	24.89	6.35		14.43	
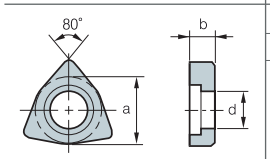	SW43M	12.5	4.76		6.2	
	SW32M	8.52	3.18		5.2	
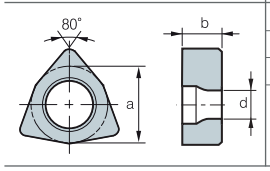	SW32V	9.12	3.18		3.4	
	SW44V	12.6	6.35		4.5	
	SW54V	15.75	4.76		5.5	

Cartucho

Geometria	Codigo	Dimensiones a	b	c	d	angulo
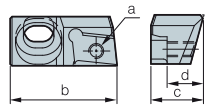	LAPDR-AJ	M4x0.7	30	15	10	

Rompe viruta

Geometria	Codigo	Dimensiones a	b	c	d	angulo
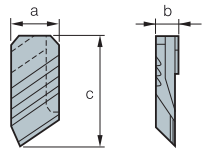	CB20	8.5	3.4	20		

Cuvierta rompeviruta

Geometria	Codigo	Dimensiones a	b	c	d	angulo
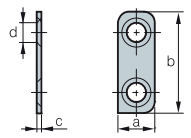	CFMP3R14R1-A	10.5	20	1	(Ø4.3)	
	CFMP3R-A	8	18	1	(Ø4.3)	
	CFMP4R-A	8	22	1	(Ø4.3)	

Brida

Geometria	Codigo	Dimensiones a	b	c	d	angulo
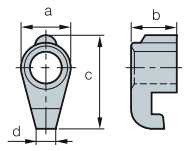	CA05R	8.9	5.5	17.6	3.3	
	CA06R	12	7.2	20.6	5.3	
	CH5R3	7.85	7.2	14.8	3.1	
	CH6R4	12.02	9	23.97	3.75	
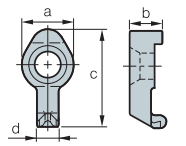	CBH4.5R1	8	5.74	17.7	4	
	CBH4.5R2	9.5	6.4	18	4	
	CBH5R1	10	7.8	21.3	5	
	CBH6R1	12	9.3	26	6	
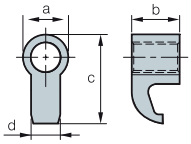	CDH6N	9.5	10	18.6	6.1	
	CDH7N	7.9	11.4	14.7	4.7	
	CDH8N	10.9	16.9	22.4	6.1	
	CDH8N1	10.9	16.9	19.1	6.1	
	CDH8N2	10.9	16.9	25.4	6.1	
	CDH8N3	12.5	19.8	25.4	9.2	
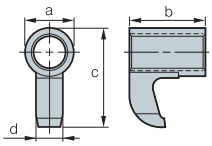	CDS8N	10.8	17	22.2	5	
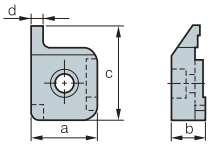	CGH5R1	19.5	9.5	28.8	2.5	
	CGH5R2	20.5	9.5	28.8	3.5	
	CGH5R3	22.5	9.5	28.8	5.5	

Brida

Geometria	Codigo	Dimensiones				
		a	b	c	d	angulo
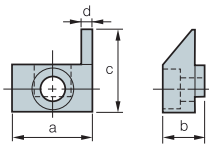	CGH6R1	22.3	11.9	23.2	2.5	
	CGH6R2	23.2	11.9	23.2	3.4	
	CGH6R3	24.0	11.9	23.2	4.2	
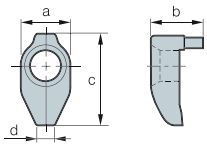	CHH3.5R1	7.5	6.7	13	2.45	
	CHH4.5R1	7.9	7.85	14.1	2.54	
	CHH5.5R1	9.8	10	16.4	4	
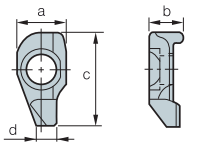	CH4R1	7.4	5	14.1	3.1	
	CH5R1	10.0	6.6	20.2	4.5	
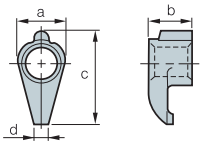	CH5R2	6.85	7	13.8	2	
	CH6R2	8.85	8.7	16.5	2	
	CH6R3	11.8	10	23	4.2	
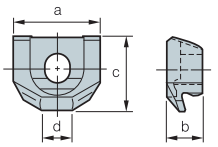	CMH5R1	18.5	7.9	16	6.26	
	CMH6R2	20.0	11	17.5	13.8	
	CMH6R6	18.5	7.9	16	6.26	
	CMH6R1	24	8.5	16.5	8.28	
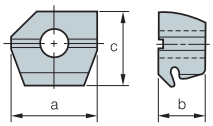	CMH6R3	20.0	11	17.51		
	CMH6L3	20.0	11	17.51		
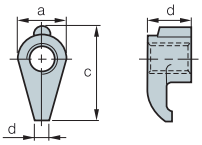	CS5R1	6.8	7	14.5	2	
	CS6R1	8.8	8.5	18.1	2.7	
	CS8R1	11.8	10	23	4.2	
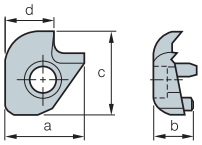	CTH6L1	23.5	12	25.4	14.35	
	CTH6R1	23.5	12	25.4	14.35	
	CTH6R2	21.78	12.9	31.22	17.33	
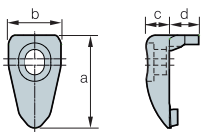	CVH3	21	11	5.8	7.7	
	CVH3V	29	14	7	8	
	CVH4	25.5	14.5	6	7	
	CVH5	30	17	7.5	9.5	
	CVH6	33.5	18.5	8	10	
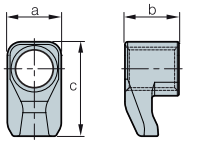	CXH8N	10.1	10.0	17.5	-	

Perno refrigerante

Geometria	Codigo	Dimensiones					
		a	b	c	d	B(T)	á
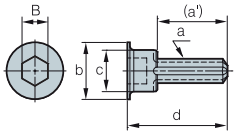	CBA063-3IN/MM	M10	Ø25	Ø16	37	8	(27)
	CBA063-4IN/MM	M10	Ø25	Ø16	42.5	8	(27)
	CBA080-IN/MM	M12	Ø28	Ø18	45.5	10	(32)
	CBP063-IN/MM	M10	Ø22	Ø16	38.6	8	(27)
	CBP080-IN/MM	M12	Ø25	Ø18	48.6	10	(32)

Perno refrigerante

Geometria	Codigo	Dimensiones					
		a	b	c	d	B(T)	á
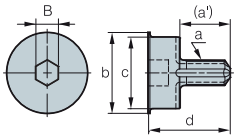	CBA100-IN/MM	M16	Ø54	Ø43	47	14	(32)
	CBA100-IN-25.4	M12	Ø44	Ø36	41.5	10	(25)
	CBA125-IN	M20	Ø65	Ø54	56	17	(38)
	CBA125-IN-25.4	M12	Ø44	Ø36	43.5	10	(25)
	CBA125-MM	M20	Ø65	Ø54	57	17	(35)
	CBA160-IN	M24	Ø83	Ø73	56	19	(38)
	CBA160-MM	M20	Ø83	Ø73	53	17	(34)
	CBP100-IN	M16	Ø50	Ø43	48.6	14	(32)
	CBP100-IN-25.4	M12	Ø44	Ø36	46.5	10	(25)
	CBP100-MM-1	M16	Ø50	Ø43	48.6	14	(36)
	CBP125-IN	M20	Ø65	Ø54	56	17	(38)
	CBP125-IN-25.4	M12	Ø44	Ø36	55	10	(25)
	CBP125-MM	M20	Ø65	Ø54	57	17	(35)
	CBP125-MM-1	M20	Ø61	Ø54	65.6	14	(33)
	CBP160-IN	M24	Ø83	Ø73	56	19	(38)
	CBP160-MM	M20	Ø83	Ø73	53	17	(34)

Llave perno

Geometria	Codigo	Dimensiones				
		A	C	K	L	M
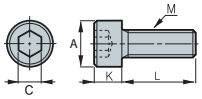	SB0825	13	6	8	25	M08 × 1.25
	SB1025	16	8	10	25	M10 × 1.50
	SB1035	16	8	10	35	M10 × 1.50
	SB1230	18	10	12	30	M12 × 1.75
	SB1630	24	14	16	30	M16 × 2.0
	SB1645	24	14	16	45	M6 × 2.0
	SB2040	30	17	20	40	M20 × 2.5
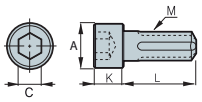	CB1025	13	6	8	25	M08×1.25
	CB1025	16	8	10	25	M10×1.50
	CB1035	16	8	10	35	M10×1.50
	CB1230	18	10	12	30	M12×1.75
	CB1245	18	10	12	45	M12×1.75
	CB1630	24	14	16	30	M16×2.0
	CB1645	24	14	16	45	M16×2.0
	CB2040	30	17	20	40	M20×2.5

Palanca

Geometria	Codigo	Dimensiones			
		a	b	c	d
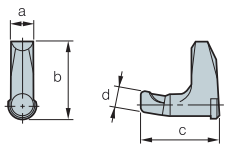	LR10	3.4	10.8	11.7	3
	LR12	3.7	13.5	13.4	3.5
	LR16	4.75	18.7	18.3	4.3
	LR20	5.9	20.5	18.7	5.55
	LR25	7.35	24.25	23.7	6.2
	LR32	8.45	29.7	26.95	7.9
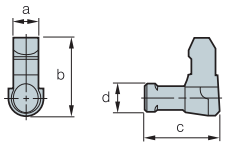	LV2	2.6	7.75	6	2.1
	LV3B	3.1	10	9.5	3.7
	LV4B	4.7	14.55	15.6	4.7
	LV4BN	4.7	16	14.9	4.68
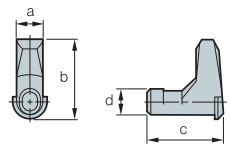	LV3	3.7	10	12	3.6
	LV3N	3.75	10	12	3.55
	LV3AN	3.75	12.1	11.4	4.64
	LV3C	3.1	10	7.85	3.6
	LV3CN	3.2	10	7.8	3.6
	LV3DN	3.2	11.65	9.5	3.55
	LV4	4.7	14.55	14	4.7
	LV4N	4.7	13.45	13.2	4.68
	LV5	6	17.1	17	6
	LV5N	6	16.4	17.08	5.95
	LV5AN	6	18.82	17.3	5.95
	LV6N	7.5	20.5	21	7.6
	LV8N	8.6	25.5	25.4	8.6

Palanca

Geometria	Codigo	Dimensiones			
		a	b	c	d
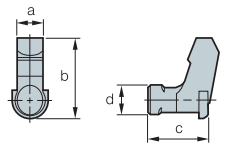	LV4A	4.6	13.24	9.95	4.7
	LV4AN	4.7	13.3	10	4.68

Cartucho

Geometria	Codigo	Dimensiones			
		a	b	c	d
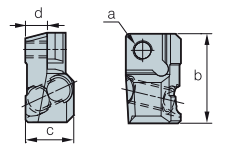	LFMP3R-A	M3.5	18.7	10.1	4.6
	LFMP4R1-A	M4.5	24.3	13.8	6.2
	LFMP4R-A	M4.5	26.3	13.8	6.2
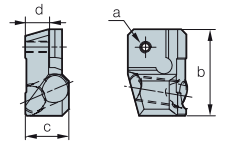	LFMA3R-A	M3	18.5	9.5	4.8
	LFMA4R-A	M3.5	26	13.1	7.3

Tuerca

Geometria	Codigo	Dimensiones					
		a	b	c	d	B(T)	á
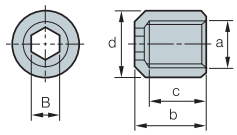	N0407	M4 X 0.7	7.5	6	7	3	
	N0508	M5 X 0.8	8.3	6.6	7	3	

Perno

Geometria	Codigo	Dimensiones		
		a	b	c
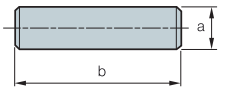	PN0308	3.0	8	
	PN0310	3.0	10	
	PN0312	3.0	12	
	PN0314	3.0	14	
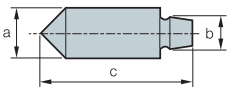	PN0515	4.8	3.3	14.5

Tornillo

Geometria	Codigo	Dimensiones					
		a	b	c	d	B(T)	á
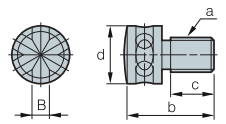	AZ0508F	M5 X 0.5	13	8	9	Ø2	
	AZ0514	M5 X 0.8	14	7	9	Ø2.5	
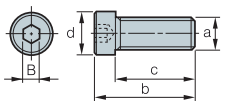	BHA0510	M5 X 0.8	15	10	8.5	4.0	
	BHA0512	M5 X 0.8	17	12	8.5	4.0	
	BHA0612	M6 X 1.0	18	12	10	5.0	
	BHA0614	M6 X 1.0	20	14	10	5.0	
	BHA0616	M6 X 1.0	22	16	10	5	
	BHA0619-NYLOK	M6 X 1.0	25	19	10	5	
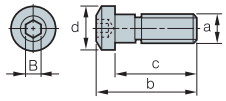	CHX0407	M4 X 0.7	9.5	7.36	5.7	2.5	
	CHX0415	M4 X 0.7	17.5	15	5.4	2.5	
	CHX0510	M5 X 0.8	13.1	10.1	7.7	3	
	CHX0518	M5 X 0.8	21.5	18	8	3	
	CHX0622	M6 X 1.0	26.5	22	10	4	
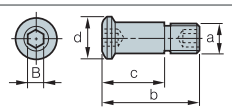	CHX0513	M5 X 0.8	13	8	6.4	2.5	
	CHX0616	M6 x 1.0	16.2	10.1	8.5	3	
	CHX0617L	M6 x 1.0 (Left)	17.2	10.1	8.5	3	
	CHX0621	M6 X 1.0	21	10.1	8.5	3	

Tornillo

Geometria	Codigo	Dimensiones					
		a	b	c	d	B(T)	á
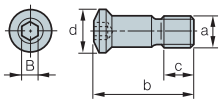	CHX0625	1/4-20UNC	24.8	11	10	4	
	CTX03510	M3.5 X 0.6	10	4.7	5.3	15	
	CTX04513	M4.5 X 0.75	13.1	6.9	6.8	20	
	CTX04513H	M4.5 X 0.75	13.1	7.2	6.8	20	
	CTX0515	M5 X 0.8	15	8	7	20	
	CTX0517	M5 X 0.8	17.5	10	7	20	
	CTX0621	M6 X 1.0	21.2	12.4	9	25	
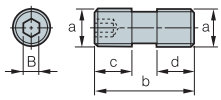	DHA0514	M5 X 0.8	14.0	5.0	7.0	2.5	
	DHA0617	M6 x 1.0	17.0	7.0	7.5	3.0	
	DHA0620	M6 x 1.0	20.0	8.0	8.0	3.0	
	DHA0624	M6 x 1.0	24.0	12.0	8.5	3.0	
	DHA0815	M8 X 1.25	15.5	6.25	6.25	4.0	
	DHA0818F	M8 X 1.0	18	8.5	5.5	4.0	
	DHA0820	M8 X 1.25	20.0	8.0	9.0	4.0	
	DHA0821F	M8 X 1.0	21.0	8.5	8.5	4.0	
	DHA0825	M8 X 1.25	25.0	10.0	9.0	4.0	
	DHA0830	M8 X 1.25	30.0	11.5	11.5	4.0	
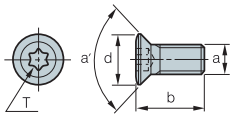	ETGA0520CBM	M5 X 0.8	20		6.5	20	43°
	ETGD0825	M8 X 1.25	25.2		11.1	40	40°
	ETKA0523	M5 X 0.8	23		7.6	20	43°
	ETKA0625	M6 X 1.0	25.5		8.8	20	43°
	ETKD0516	M5 X 0.8	16.4		6.8	20	40°
	ETKD0620	M6 X 1.0	20		8.3	25	40°
	ETNA02506	M2.5 X 0.45	5.7		3.4	7	43°
	ETNA0408	M4 X 0.7	8.0		5.1	15	43°
	ETNA0412	M4 X 0.7	12		5.1	15	43°
	ETNA0511	M5 X 0.8	11.0		6.4	20	43°
	ETND02506F	M2.5 X 0.35	6.25		3.1	7	40°
	ETND0307F	M3 X 0.35	7.8		3.7	8	40°
	ETND03509	M3.5 X 0.6	9.6		4.7	10	40°
	FTGA03507	M3.5 X 0.6	7.0		5.3	15	60°
	FTGA03508	M3.5 X 0.6	8.0		5.3	15	60°
	FTGA03510	M3.5 X 0.6	10.0		5.3	15	60°
	FTGA03512	M3.5 X 0.6	12.0		5.0	15	60°
	FTGA0411F	M4 X 0.5	11.0		7.0	15	60°
	FTGA0417CBM	M4 X 0.7	17.0		5.5	15	62°
	FTGA0510-P	M5 X 0.8	10.0		7.0	20	63°
	FTGA0512-P	M5 X 0.8	12.0		7.0	20	63°
	FTGA0513	M5 X 0.8	13.2		7.0	20	61°
	FTGA0513-P	M5 X 0.8	13.0		7.0	20	63°
	FTGA0517	M5 X 0.8	17.0		7.5	20	61°
	FTGA0621	M6 X 1.0	21.5		9.0	20	61°
	FTGA0826	M8 X 1.25	26.0		11.6	25	61°
	FTKA02206	M2.2 X 0.45	5.5		3.0	6	60°
	FTKA02206S	M2.2 X 0.45	5.6		3.05	7	60°
	FTKA02555	M2.5 X 0.45	5.5		3.5	7	60°
	FTKA02565	M2.5 X 0.45	6.5		3.5	7	60°
	FTKA02565S	M2.5 X 0.45	6.5		3.8	8	60°
	FTKA0307	M3 X 0.5	7.2		4.2	9	60°
	FTKA03508	M3.5 X 0.6	8.4		5.5	15	60°
	FTKA03510	M3.5 X 0.6	10.4		5.5	15	60°
	FTKA03511A	M3.5 X 0.6	11.0		5.2	15	60°
	FTKA0408	M4 X 0.7	8.4		5.5	15	60°
	FTKA0410	M4 X 0.7	10.0		5.5	15	60°
	FTKA0411K	M4 X 0.7	11.0		6.8	15	60°
	FTKA0412B	M4 X 0.7	12.5		5.5	15	60°
	FTKA0413	M4 X 0.7	13.0		5.5	15	60°
	FTNA01633	M1.6 X 0.35	3.3		2.6	6	60°
	FTNA0203	M2 X 0.4	3.0		2.7	6	60°
	FTNA02033	M2 X 0.4	3.3		2.7	6	60°
	FTNA0204	M2 X 0.4	4.3		2.7	6	60°
	FTNA02205	M2.2 X 0.45	4.5		3.0	6	60°
	FTNA0238	M2 X 0.4	3.8		3.0	6	60°
	FTNA0305	M3 X 0.5	5.2		4.2	9	60°
	FTNA0306	M3 X 0.5	6.2		4.2	9	60°
	FTNA0307	M3 X 0.5	7.2		4.2	9	60°
	FTNA0408	M4 X 0.7	8.5		5.5	15	60°
	FTNA0411	M4 X 0.7	11.0		5.5	15	60°
	FTNA0511	M5 X 0.8	11		7.0	20	63°
	FTNA0513	M5 X 0.8	13.0		7.0	20	60°
	FTNA0516	M5 X 0.8	16.0		7.0	20	60°

Tornillo

Geometria	Codigo	Dimensiones a	b	c	d	B(T)	á
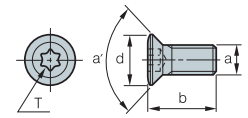	FTNB0411	M4 X 0.7	10.8		5.7	15	60°
	FTNC04509	M4.5 X 0.75	9.5		6.8	20	55°
	FTNC04511	M4.5 X 0.75	11.5		6.8	20	55°
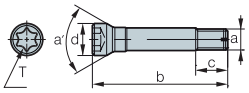	FTNB0209	2 X 0.4	9	2.5	2.7		60°
	FTNB0209-P	2 X 0.4	9	2.5	2.7		60°
	FTNB02512	2.5 X 0.45	12	3.5	3.5		60°
	FTNB02512-P	2.5 X 0.45	12	3.5	3.5		60°
	FTNB02514	2.5 X 0.45	14	3.5	3.5		60°
	FTNB02514-P	2.5 X 0.45	14	3.5	3.5		60°
	FTNB0316	3 X 0.5	16	4.5	4.2		60°
	FTNB0316-P	3 X 0.5	16	4.5	4.2		60°
	FTNB0319	3 X 0.5	19	5	4.5		60°
	FTNB03522	3.5 X 0.6	22	5.6	5.5		60°
	FTNB03524	3.5 X 0.6	24	5.6	5.5		60°
	FTNB0426	4 X 0.7	26	6.7	5.5		60°
	FTNB0528	5 X 0.8	28	6.5	7		60°
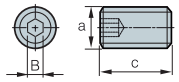	KHA0508	M5 X 0.8	8			2.5	
	KHA0510	M5 X 0.8	10			2.5	
	KHA0610	M6 X 1.0	10			3	
	KHA0612	M6 X 1.0	12			3.0	
	KHA0812	M8 X 1.25	12			4.0	
	KHA0815	M8 X 1.25	15			4.0	
	KHA1015	M10 X 1.5	15			5.0	
	KHA1020	M10 X 1.5	20			5.0	
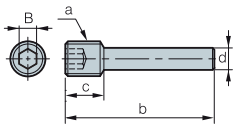	KHB0417	M4 X 0.7	17.2	4.5	2.5	2	
	KHB0406	M4 X 0.7	6	4.2	3	2	
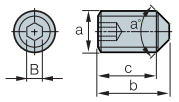	KHC0510	M5 X 0.8	10	8.1		2.5	90°
	KHC0610	M6 X 1.0	10	7.8		3.0	90°
	KHC0812	M8 X 1.25	12	9		4.0	90°
	KHC1016	M10 X 1.5	16	12.3		5.0	90°
	KHC1020	M10 X 1.5	20	16.3		5.0	90°
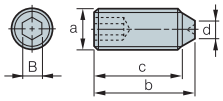	KHD0510	M5 X 0.8	10	9	3	2.5	
	KHD0610	M6 X 1.0	10	10	4	3	
	KHD0810	M8 X 1.25	10	10	7.5	4	
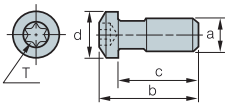	LTX0512	M5 X 0.8	15.1	12	7.3	20	
	LTX0514	M5 X 0.8	17.1	14	7.3	20	
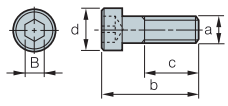	MHA0512	M5 X 0.8	17.0	10.8	8.0	4.0	
	MHB0310	M3 X 0.5	13.4	8.0	5.5	2.5	
	MHB0410	M4 X 0.7	14.0	8.0	7.0	3.0	
	MHB1055	M10 X 1.5	65	50	16	8	
	MHB1260	M12 X 1.75	72	55	18	10	
	MHB1680	M16 X 2.0	96	75	24	14	
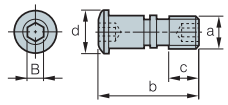	MHX0523	M5 X 0.8	23.5	9.7	10	2.5	
	MHX0626	M6 X 1.0	25.8	10	11	3	
	MHX0630	M6 X 1.0	30	12.5	10.5	4	
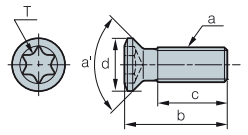	PTKA02508	M2.5 X 0.45	8	5	3.8	8	92°
	PTKA03510	M3.5 X 0.6	10	5	5	15	92°
	PTKA0407	M4 X 0.7	7	4.6	5.5	15	86°
	PTKA0407F	M4 X 0.5	7.3	3.8	6.5	15	91°
	PTKA0408	M4 X 0.7	8	5.6	5.5	15	86°
	PTKA0408F	M4 X 0.5	8.3	5.7	6.5	15	91°
	PTKA0409F	M4 X 0.5	9.3	6.7	6.5	15	91°
	PTKA0410F	M4 X 0.5	10.3	7.7	6.5	15	91°
	PTKA0411F	M4 X 0.5	11.3	8.7	6.5	15	91°
	PTKA0412	M4 X 0.7	12	7.5	5.9	15	92°
	PTKA0412F	M4 X 0.5	12.3	9.7	6.5	15	91°
	PTKA0413F	M4 X 0.5	13.3	10.7	6.5	15	91°
	PTKA0512	M5 X 0.8	12	7	6.9	20	92°
	PTMA03508	M3.5 X 0.6	8	5.3	6	9	90°
	PTMA0403F	M4 X 0.5	3.3	1.7	6.5	15	91°
	PTMA0404F	M4 X 0.5	4.3	2.7	6.5	15	91°
	PTMA0405F	M4 X 0.5	5.3	3.7	6.5	15	91°
	PTMA0406F	M4 X 0.5	6.3	4.7	6.5	15	91°
	PTMA0411	M4 X 0.7	11	8.5	6.6	15	90°

Geometria	Codigo	Dimensiones a	b	c	d	B(T)	á
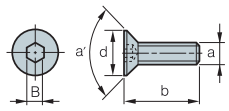	FHGA0618	M6 X 1.0	18		8.5	4.0	61°
	PXMA0306	M3 X 0.5	5.9		5.7	2	90°
	SHX0310	M3 X 0.5	10		5.9	2	91°
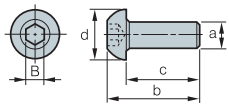	RHA0510	M5 X 0.8		10		4.0	
	RHA0613	M6 X 1.0	16.3	13	10.5	4.0	
	RHA0620	M6 X 1.0	24	20	10.5	4.0	
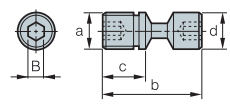	VHX0509B	M5 X 0.8	9	4.15	5	2	
	VHX0512B	M5 X 0.8	12	6.5	5	2	
	VHX0512BN	M5 X 0.8	12	6.56	5	2	
	VHX0514	M5 X 0.8	14.5	8.25	5	2	
	VHX0613N	M6 X 1.0	13.4	7.5	5.93	2.5	
	VHX0617	M6 X 1.0	17	10	6	2.5	
	VHX0617N	M6 X 1.0	16.75	8.34	5.9	2.5	
	VHX0621	M6 X 1.0	21	14	6	2.5	
	VHX0817N	M8 X 1.0	17.05	7.98	7.9	3	
	VHX0820N	M8 X 1.0	20.7	7.98	7.9	3	
	VHX0820AN	M8 X 1.0	20.5	10.36	7.9	3	
	VHX0821	M8 X 1.0	21	10	8	3	
	VHX0821N	M8 X 1.0	21.2	9.68	7.9	3	
	VHX0823N	M8 X 1.0	23.5	10.36	7.9	3	
	VHX0825	M8 X 1.0	25	12	8	3	
	VHX1027N	M10 X 1.0	27.2	14.4	9.8	5	
	VHX1236N	M12 X 1.0	36	18.3	11.8	5	
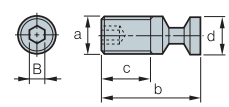	VHX0613A	M6 X 1.0	13.4	9.1	6.0	2.5	
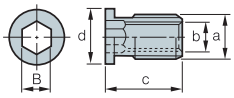	SHXN0509F	M5 X 0.5	M3.5 X 0.6	8.65	6.3	3.5	
	SHXN0609F	M6 X 0.75	M4 X 0.7	9	7.8	4	
	SHXN0610F	M6 X0.75	M4 X 0.5	10	7.8	4	
	SHXN0712F	M7 X0.75	M5 X 0.8	12	8.5	5	
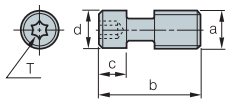	WTX0813	M8 X 1.25	17.2	4.9	8.5	25	
	WTX0817	M8 X 1.25	22	4.9	8.5	25	

Perno placa

Geometria	Codigo	Dimensiones a	b	c	d
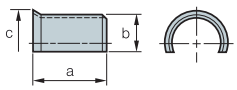	SP3	5.5	3.5	5.9	
	SP3N	6.85	3.3	5.55	
	SP4	7.0	4.0	7.6	
	SP4N	5.8	4.35	7.4	
	SP5	8.5	4.5	8.8	
	SP5N	8.5	5.68	9	
	SP6N	11.1	6.0	11.0	
	SP8N	12.0	10.0	15.35	
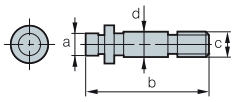	SP2M	5	14	M5 X 0.8	6
	SP3M	3.5	19.5	M4 X 0.7	4
	SP3M-1	3.5	16.5	M4 X 0.7	4
	SP4M	5	19	M5 X 0.8	6

Perno placa

Geometria	Codigo	Dimensiones a	b	c	d
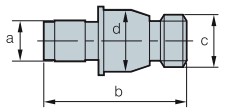	SP3D	3.7	13.1	UNF10-32	5.6
	SP3D2	3.6	12	UNF10-32	5.5
	SP3DS	3.7	11.54	UNF10-32	5.6
	SP4D	4.97	17.19	UNF1/4 28	7.12
	SP4DL	5	17.1	UNF1/4 28	7
	SP4DS	4.97	13.26	UNF1/4 28	
	SP5D	6.21	21.9	UNF5/16-24	9.44
	SP6D	7.75	21.9	UNF3/8-24	11.02
	SP8D	9.02	29.63	UNF7/16-20	14.21
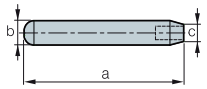	LSPS3	60	8.2	5.55	
	LSPS4	65	10	7	
	LSPS5	69	11.4	8.85	
	LSPS6	69	13	11	
	LSPS8	73	16.5	15.2	

Muelle

Geometria	Codigo	Dimensiones a	b	c	d
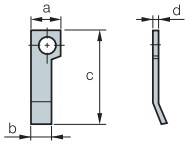	SR2	4.0	2.8	12.6	0.4
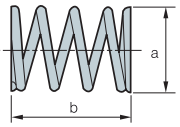	SPR0315	3.0	15		
	SPR0415	4.0	15		
	SR3	9.2	12.5		
	SR4	4.0	11.0		
	SPR0714	7	14		
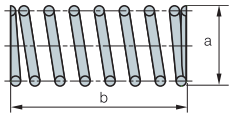	SPR0510	5	10		
	SPR0714	7	14		
	SPR0811	8	11		

Llave

Geometria	Codigo	Dimensiones a	b	B(T)
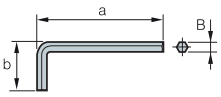	HW20L	52	18	2
	HW25L	58.5	20.5	2.5
	HW30L	66	23	3
	HW35L	72	25	3.5
	HW40L	74	29	4
	HW50L	85	33	5
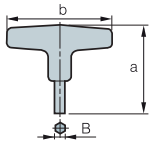	HW40	82	80	4
	HW50	96	90	5
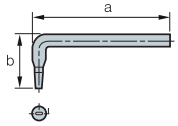	SW50L	70	27.5	
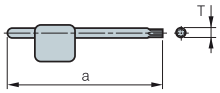	TW06P	63		6
	TW07P	63		7
	TW08P	71		8
	TW09P	75		9
	TW10P	78		10
	TW15P	82		15
	TW20P	86		20
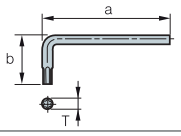	TW15L	60	21	15
	TW20L	60	21	20

Llave

Geometria	Codigo	Dimensiones a	b	B(T)
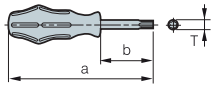	TW07S	140	60	7
	TW08S	150	76	8
	TW09S	165	70	9
	TW15S	190	90	15
	TW20S	195	91	20
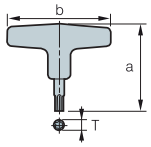	TW20	75	80	20
	TW25	74	80	25
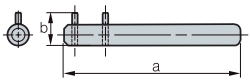	SW15S	150	13	

Candado

Geometria	Codigo	Dimensiones a	b	c	d
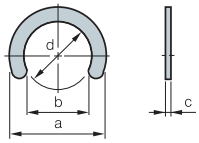	CR03	4.8	2.6	0.4	3.0
	CR04	6.6	3.6	0.4	4.0
	CR05	7.6	4.6	0.4	5.0
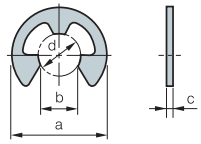	ER03	7.0	2.6	0.6	3.0
	ER04	9.0	3.5	0.6	4.0
	ER05	11	4.3	0.6	5.0

Washer

Geometria	Codigo	Dimensiones a	b	c
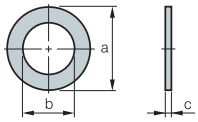	WA3	11.0	6.8	0.5~1.0
	WA4	10.0	5.3	0.5~1.0

Stopper

Geometria	Codigo	Dimensiones a	b	c	d°
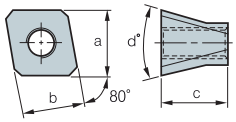	STP5	11	10.2	11	30°

Boquilla

Geometria	Codigo	Dimensiones a	b
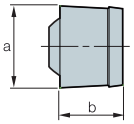	CN0605	6	4.6